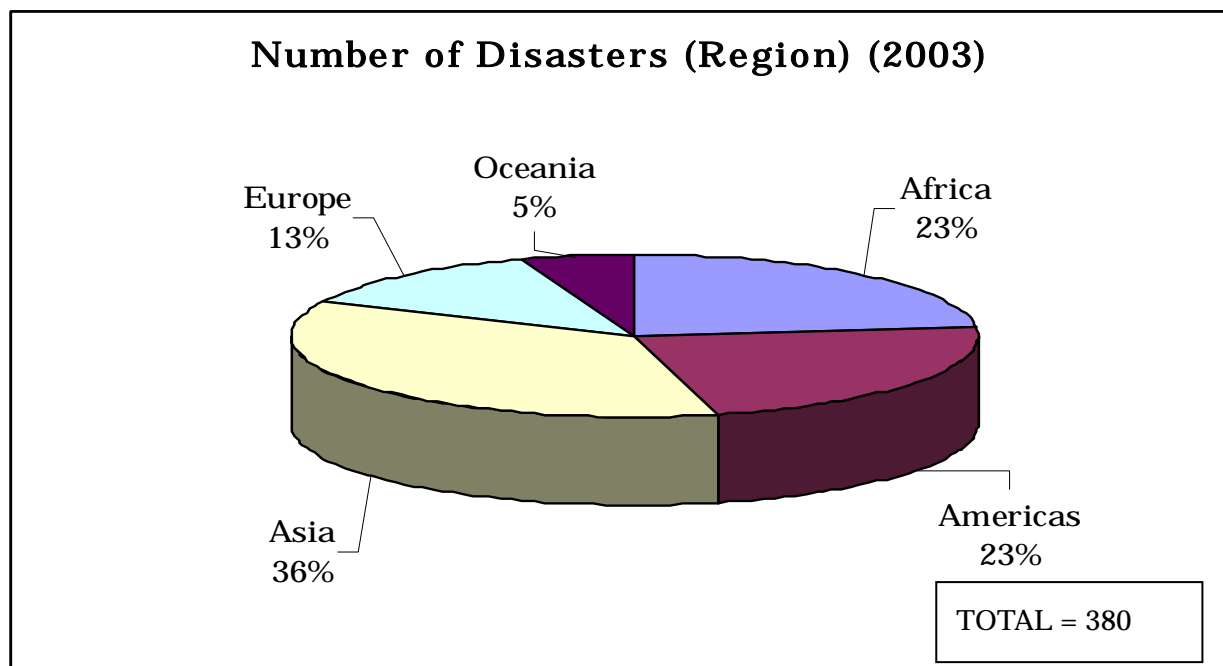


Chapter 3: Regional Characteristics of Natural Disasters

3.1 Proportion of Natural Disasters in the World Compared to Region:

The majority of disasters in the year 2003 occurred in Asia, with 36% (increased from previous year), followed by Africa, America, and Europe with 23%, 23%, and 13% respectively. Oceania had the least with only 5% of the total natural disasters that occurred in the world in the year 2003. Figure 23 summarizes this data visually.

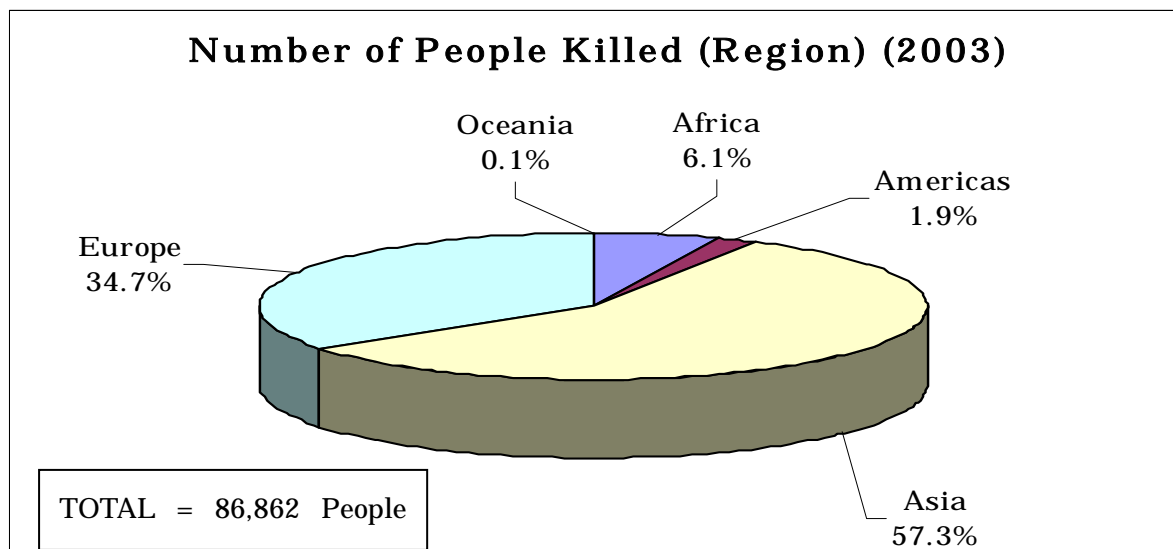
Figure 23:



Source: ADRC, Japan and CRED-EMDAT, Universite Catholique de Louvain, Brussels, Belgium, 2003

As can be seen in Figure 24, the majority of people killed by natural disasters in the year 2003 lived in Asia, with 57% of the total number of people killed by disasters in the world (decreased from 78% from the previous year). Another significant region is Europe, with 35% (increased from 2% in the previous year). This is due to the heatwave hit the Europe in 2003. Africa registered decreased percentage from previous year. All other regions register a very low percentage.

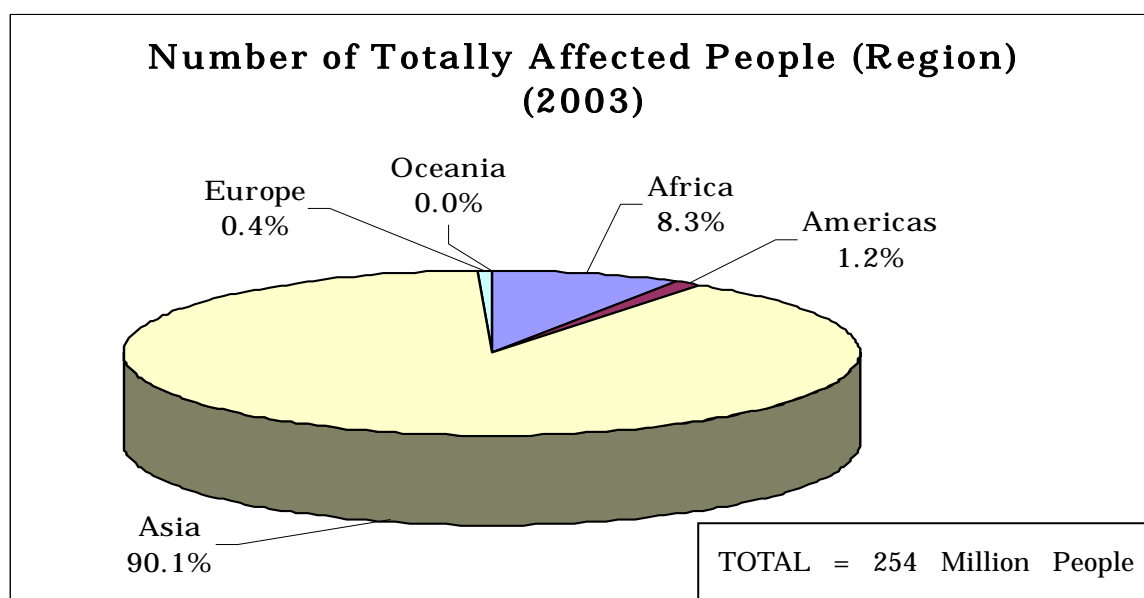
Figure 24:



Source: ADRC, Japan and CRED-EMDAT, Universite Catholique de Louvain, Brussels, Belgium, 2003

As Figure 25 shows, the Asian region has recorded the highest percentage of *totally* affected people by natural disasters, with 90%. Nevertheless the number of overall affected people has decreased from previous year (decreased from 94% in the previous year). It clearly demonstrates the vulnerability of disaster of the region.

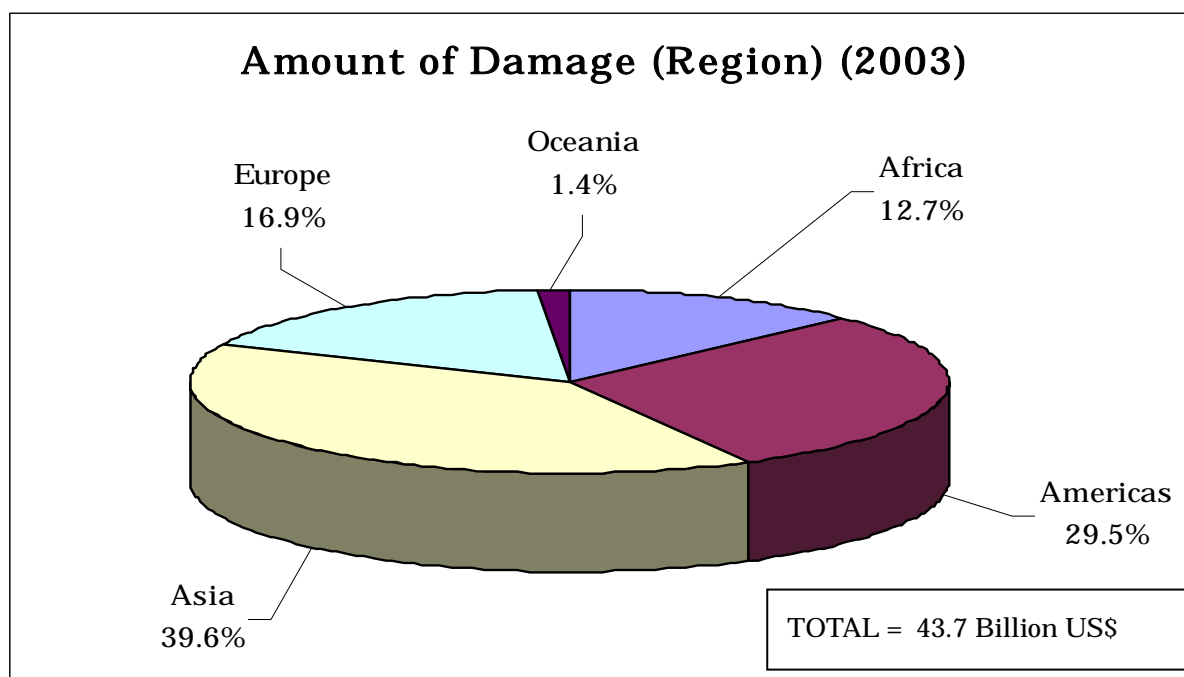
Figure 25:



Source: ADRC, Japan and CRED-EMDAT, Universite Catholique de Louvain, Brussels, Belgium,

According to Figure 26, in accordance to the above figures and in contrast to previous year figures, Asia accounts for more than one third of the economic damage caused by natural disasters in the year 2003. This is mainly due to the 2003 Typhoon Maemi hit Korea and Iran Bam Earthquake. America (30%) and Europe (17%) account the second and third level of economic losses. This is due to the socio-economic structure of the region. All other regions accounted for much less economic damage. Overall damage has increased from the previous year 25 Billion US\$ to 43.7 Billion US\$ and this is considerably a huge blow to the development efforts.

Figure 26:



Source: ADRC, Japan and CRED-EMDAT, Universite Catholique de Louvain, Brussels, Belgium, 2003

These figures indisputably demonstrate that the disaster vulnerability of the Asian region cannot be neglected in relation to global sustainable development.