

Our Experiences as Youth Ambassadors in World Tsunami Awareness Day 2019 in Japan



Outline Of The Summit



The First Part

- The students were divided into groups from A-K respectively. Each group had some oversea participants and Japanese students. Then 2 students were selected as representatives.



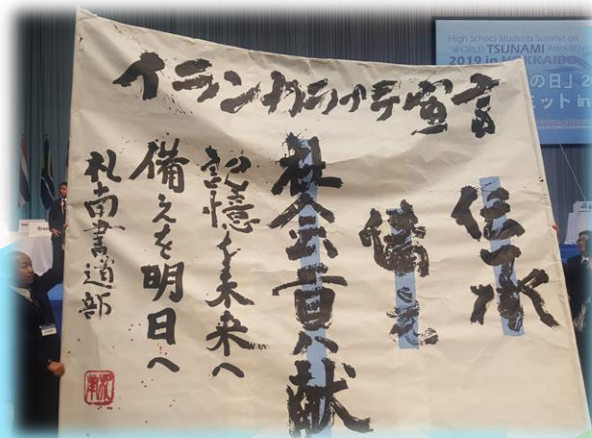
The Second Part

- And then, the preparation of the presentation slides began. Groups discussed and made a common point and prepared the slide based around the common idea.



The Last Part

At last, the representative of each group(a Japanese student named Rara and I) made a presentation and speech about the general topic that their group concluded. There was also a Calligraphy Show and School band concert at the closing ceremony as well.



...

What did we learn in Japan?




Not just learning, Experiencing

The main goal in our trip to Japan was not just to learn, but to experience. And we visited many facilities during our trip. So I categorized the things we learned with the places we went.



Kushiro Citizens Disaster Prevention Center

- We learned about how a tsunami occurs and what happens when to the coastal regions and big cities.
- We learned about the Drop, Cover and Hold on position as well as instead of going near a bed or any big object we should instead go under tables and hold onto the legs of the tables to be safer.
- We also experienced a an earthquake with a power of 7(Japanese Scale) in an earthquake simulation. We also went through a corridor with artificial smoke and we learned what to do in that situation.











Hamanaka Town Cultural Centre

- Here we learned about the lady who was a Tsunami survivor and her father was taken away by the Tsunami. She told her past memories and told us about the effects of a Tsunami, how the houses were swept away, people died and the ill couldn't get medicine. They were helped but were in really tight spaces. Although she said she was grateful to even have a roof on top of her. She also said that putting in old and worn off clothes for those in need was not good and she told us to better put nothing than worn off clothes.



Welcome to Hamanaka Youth Ambassadors for World Tsunami Awareness



1960 Chilean Earthquake Tsunami




On May 24, 1960, Kiritappu area was devastated by tsunamis produced by the earthquake occurred in southern Chile (**Great Chilean Earthquake**).

The Largest earthquake ever recorded (Magnitude 9.5).

Tsunamis (max. height 4.3 m) destroyed or damaged 534 houses and killed 11 people.








The Tsunami Drill

- The tsunami drill took place right after the Hamanaka Town Cultural Center event. Every student was instructed to go to an emergency location about 100m higher than the centre and everyone followed the same path. It was said that after the alarm it takes about 3-5 minutes before the tsunami hits. But our groups went to the emergency location in about 9 minutes. Which was the record for that event. Overall, it showed us that even if we broke the record for the event, In case off a real life scenario, more than half of us would be dead.






National Taisetsu Youth Friendship Centre

- In the National Taisetsu Youth Friendship Centre we learned mostly about volcanos and how they erupt. We also learned that lava coming from volcanos were extremely fast and we should avoid it as soon as possible.





We Are Together



Nations Together

- During our trip in Japan, we not only learned about disaster prevention, but we also met and shared with people from different countries. We understood that despite our cultural differences, we could achieve anything together.



Nations Together




Nations Together



...

Future Actions to Take



The Things We Can Do To Prevent Losses From Disasters

- • Raising Awareness
- Having Proper Disaster Plans
- Making Reinforced Buildings



Raising Awareness

- Raising Awareness can be done in many ways, meetings, distributing brochures, arranging seminars, etc. However, we think that interactive and non-interactive media usage is a much better way of raising awareness that wouldn't bore the users as much. Our examples include (but are not limited to) video games, movies, series, books, and interactive simulations. We think that letting people get the experience without them getting hurt is the best way of raising awareness. That is why we think that media is important.



Having Proper Disaster Plans

- **Having proper disaster plans is especially important during the disaster itself, where instead of panic and chaos people should follow a detailed plan that ultimately leads to bringing safety and shelter to the survivors while also using the survivors as helpers to find people who are inside the wreck. And also, each family should independently have their own disaster plans and follow them during and after the disaster.**



Making Reinforced Buildings

- Making reinforced buildings and reinforcing the existing ones can only be done by having laws that force the building contractors to use quality material and don't allow them to use cheap materials to profit more. These laws should be enforced regularly and existing buildings should either be reinforced or reconstructed according to that law.



In The End...

- In the end, things that can be done to mitigate the effects of disasters all boil down to awareness and construction. While construction is dependant on the economical state of a country, awareness is not. Raising awareness can be done with less money and also have pretty much the same effect(as long as the building doesn't collapse and instantly kill everyone inside). So our main goal should be raising awareness, then the rest should follow.



Thank You For Listening!

